




Annual Student Survey 2021

The Annual Student Survey is the most important channel for collecting the students' feedback on their experience at Nova SBE to improve the students' experience continually.

The survey took place between April 19 and May 3, 2021.

It was sent to all ongoing Nova SBE students and students who graduated in January 2021 (3864 students).



RECORD RESPONSE RATE

50,8 %

1962

STUDENTS

55,2 % Bachelor's



47,7 % Master's












OVERALL EXPERIENCE IN THE PROGRAM



85 %

**OF STUDENTS ARE VERY SATISFIED,
SATISFIED OR SOMEWHAT SATISFIED
WITH THE OVERALL EXPERIENCE
IN THE PROGRAM**










BACHELOR'S	85 %	
Economics	86 %	
Management	84 %	
Portuguese & Business	75 %	
MASTER'S	86 %	
Business Analytics	88 %	
Economics	83 %	
Finance	90 %	
Management	84 %	

LIKELIHOOD TO RECOMMEND THE PROGRAM TO OTHERS




90%

**OF STUDENTS ARE VERY LIKELY,
LIKELY, OR SOMEWHAT LIKELY
TO RECOMMEND A NOVA SBE
PROGRAM TO OTHERS**


BACHELOR'S	92 %	
Economics	92 %	
Management	92 %	
Portuguese & Business	75 %	
MASTER'S		
	88 %	
Business Analytics	88 %	
Economics	83 %	
Finance	93 %	
Management	86 %	

Top 3 Strengths

BACHELOR'S



REPUTATION




INTERNATIONAL
COMPONENT/OUTLOOK




COURSE QUALITY

MASTER'S



REPUTATION



INTERNATIONAL
COMPONENT/OUTLOOK



PRACTICAL APPROACH
(CURRICULUM)

THE MAJORITY OF OUR STUDENTS
DESCRIBE NOVA SBE AS:


Demanding
International
Innovative
Rigorous
Impact-driven

Top 3 Highlights


HIGHLIGHTS



CAMPUS
(INFRASTRUCTURES & RESOURCES)



FACULTY




SCHOOL SERVICES

HIGHLIGHTS THAT IMPROVED THE MOST



CAMPUS
(INFRASTRUCTURES & RESOURCES)




STUDENT DEVELOPMENT
& WELL-BEING



PRACTICAL INFORMATION
UPON ARRIVAL

Learning System



43,4 %

OF OUR STUDENTS PREFER
ALL CLASSES ON CAMPUS



21,1 %

PREFER A MIXED LEARNING MODEL
WHEN THERE IS A COMMON ONLINE
CLASS FOR ALL STUDENTS AND
SMALLER IN-PERSON CLASSES




35,6 %

PREFER A BLENDED LEARNING MODEL
WHEN THERE IS A BALANCE BETWEEN
SYNCHRONOUS AND ASYNCHRONOUS
CLASSES

Top 3 Relationships at Nova SBE


WITH INSTRUCTORS AND STAFF



COLLABORATIVE



OPEN/FRIENDLY




FLEXIBLE

WITH STUDENTS



OPEN/FRIENDLY



COLLABORATIVE/SUPPORTIVE



ENGAGING/CARING